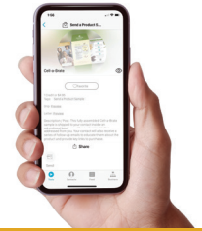


2 WAYS TO SAMPLE



1. YOU PAY FOR SHIPPING & HANDLING

A

You have the customer's address:

Click Send a Product Sample

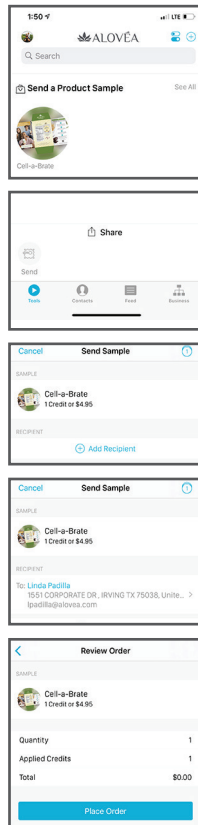
Click Sample Stamp Bottom Left

Add Receptient for your contacts

Add Return Address

Place the Order

Pay with Credit Card or Use Credits



B

You don't have the customer's address:

Click Request an Address

Send either Email or SMS

Select Contact

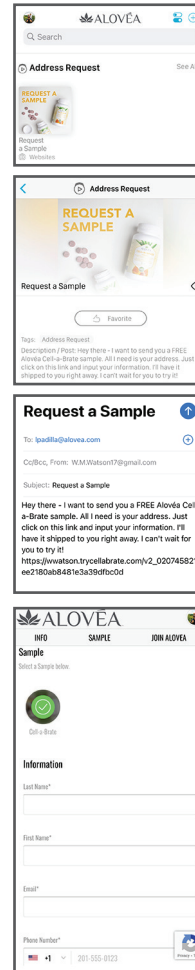


Send the Form

Once the customer has filled out the form you will be notified and can send the sample. The customers info is automatically added to their contact info within the App.

Now that you have their address start back at part (A):

- Click Send a Product Sample
- Click Sample Stamp Bottom Left
- Add Receptient for your contacts
- Add Return Address
- Place the Order
- Pay with Credit Card or Use Credits



2. CUSTOMER PAYS FOR SHIPPING & HANDLING

Click My Sample Site:



Send either Email or SMS with sample site link

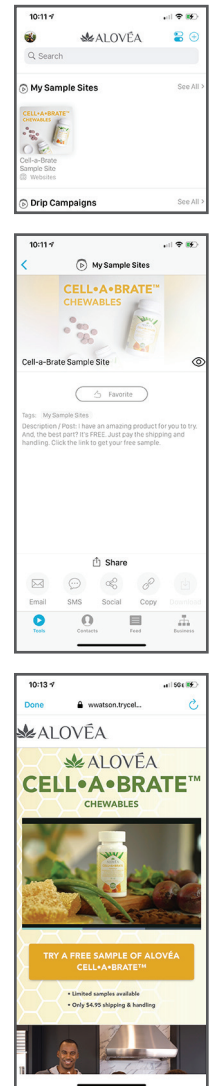


Customer views Sample Site

Customer pays for Shipping & Handling



You will be notified when the customer purchases the sample



TURN SAMPLING INTO \$REVENUE!



Use your Alovéa Sampling Program to start the conversations, create interest and build your Ripple!

- Start with 10 - set a goal to send out 10 samples in the next 2 weeks. Remember it takes 5-8 days before samples are received.
- These can be samples where you pay the shipping or send your contact the link so they can cover the shipping cost - the key is to get 10 conversations started and have 10 samples sent.
- **Start now** by building your list of 10 - add them to your contact section of the App. Use your App to send initial conversations and follow up when prompted; add personal comments to your communication
- For a small investment of time and (possibly money), you could have several New Customers and additionally you could receive inquiries to learn more about Alovéa, which could lead to a new Social Business Partner - the key is in the follow up. Share the vision and excitement on why YOU are a Social Business Partner!
- **IMAGINE** - a small investment could result reaching 1,2, FREE qualifications, helping you build your Ripple to win your 10,000 Ripple Bracelet or possibly a new Business Partner that falls in love with ALOVEA and grows and moves up through the ranks! It all starts with reaching out, starting the conversations and spreading the ALOVEA!*
- Once you get your first 10 done - Do it again with your next 10 prospects - and inspire your team to do the same! Duplicate and grow your Ripple!

*Actual results may vary.

